

ID Infinity Drain®



Schluter®-KERDI Compliant Drains

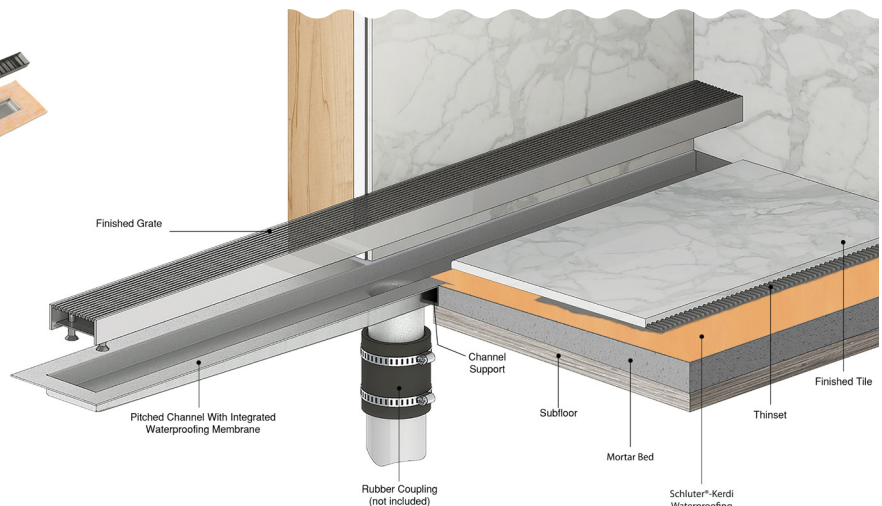
FCS Series

Fixed Flange with
Schluter®-KERDI



Features:

- FCS series linear drains are compliant with Schluter®-Kerdi shower system warranty. Warranty backed by Infinity Drain
- Channel provided with factory applied Schluter®-KERDI
- 16 gauge, 304L stainless steel channel
- Pre - pitched channel
- Grate can be removed for cleaning
- NOT Site Sizable®
- Flow rate - 9 gpm per outlet



Complete Kits: Includes Grate and Channel

T

K

LOW PROFILE

NEXT DAY

L/F

SITE SIZABLE®

HIGH FLOW

STANDARD CUSTOM

FCSAS 65
2 MM WEDGE WIRE

Size Model

24"	FCSAS 6524
32"	FCSAS 6532
36"	FCSAS 6536
42"	FCSAS 6542
48"	FCSAS 6548
60"	FCSAS 6560

Kit includes:

- Grate
- Channel
- ABS Support
- Sealant
- Hair Basket
- Lift-out Key

[PRICE LIST](#)
PAGE 55

T

K

LOW PROFILE

NEXT DAY

L/F

SITE SIZABLE®

HIGH FLOW

STANDARD CUSTOM

T

K

LOW PROFILE

NEXT DAY

L/F

SITE SIZABLE®

HIGH FLOW

STANDARD CUSTOM

T

K

LOW PROFILE

NEXT DAY

L/F

SITE SIZABLE®

HIGH FLOW

STANDARD CUSTOM

T

K

LOW PROFILE

NEXT DAY

L/F

SITE SIZABLE®

HIGH FLOW

STANDARD CUSTOM

T

K

LOW PROFILE

NEXT DAY

L/F

SITE SIZABLE®

HIGH FLOW

STANDARD CUSTOM

T

K

LOW PROFILE

NEXT DAY

L/F

SITE SIZABLE®

HIGH FLOW

STANDARD CUSTOM

FCS Models Available in Standard
Finishes and Specialty Finishes

Standard Finishes

- Satin Stainless - SS
- Polished Stainless - PS
- Satin Bronze - SB
- Oil Rubbed Bronze - ORB
- Matte Black - BK



Specialty Finishes - SPF

- Matte White
- Gunmetal
- Satin Champagne
- Polished Gold
- Polished Brass



Icon Explanation:

K Compliant with Schluter®-KERDI shower system warranty. Warranty backed by Infinity Drain.

LOW PROFILE Drains that have an overall lower height.

HIGH FLOW High flow drains are designed to connect to a 3" waste line. These drains are rated at 21 GPM

NEXT DAY CUSTOM Available for custom fabrication (length and outlet location) and will ship the following day

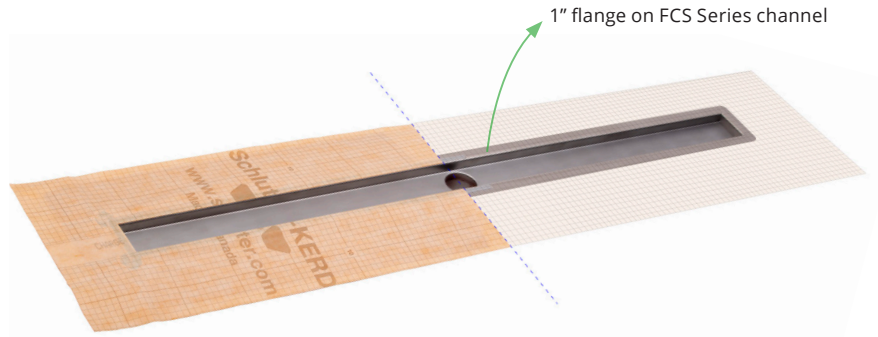
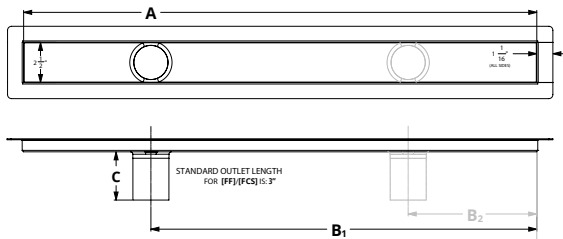
STANDARD CUSTOM Available for custom fabrication, ships within 15 business days

Custom FCS Channel

Fixed Flange Channel with Schluter®-KERDI Waterproofing

Custom [FCS] Channel with Schluter KERDI Waterproofing - Comes with KERDI membrane factory applied to the channel for use with the Schluter KERDI system. Uses a 2" No-Hub Outlet. The overall inside length of channel (**A**) is the finished length of the drain, with a flange on all four sides to accept the waterproofing membrane. All outlet locations (**B**) are measured from the right inside channel edge. For this type of installation a mortar bed or equal is created up to and around the drain with the appropriate slope towards the drain. The waterproofing is applied over the mortar bed and the flange of the channel. Tile or stone is applied directly to the waterproofing for a low profile installation.

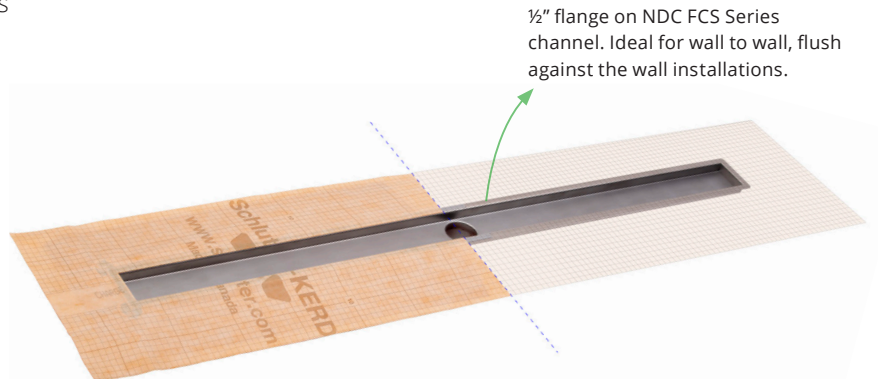
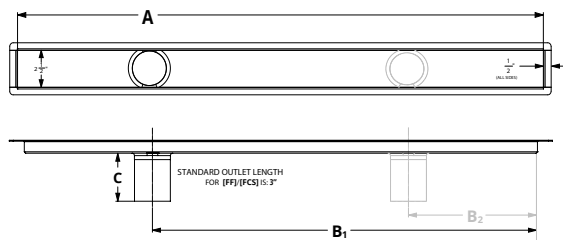
FCS Custom Channel with **1 inch Flange**: Compatible with all linear drain grate styles



0-36" Model	37-48" Model	49-60" Model	61-72" Model	73-84" Model	85-96" Model
FCS 65C 0-36 SS	FCS 65C 37-48 SS	FCS 65C 49-60 SS	FCS 65C 61-72 SS	FCS 65C 73-84 SS	FCS 65C 85-96 SS
For custom length from 0" to 36-15/16"	For custom length from 37" to 48-15/16"	For custom length from 49" to 60-15/16"	For custom length from 61" to 72-15/16"	For custom length from 73" to 84-15/16"	For custom length from 85" to 96-15/16"

FCS Custom Channel with **1/2" inch Flange**: Compatible with all linear drain grate styles

Ideal for wall-to-wall and flush against the wall installations




0-36" Model	37-48" Model	49-60" Model	61-72" Model	73-84" Model	85-96" Model
NDC FCS 65C 0-36 SS	NDC FCS 65C 37-48 SS	NDC FCS 65C 49-60 SS	NDC FCS 65C 61-72 SS	NDC FCS 65C 73-84 SS	NDC FCS 65C 85-96 SS
For custom length from 0" to 36-15/16"	For custom length from 37" to 48-15/16"	For custom length from 49" to 60-15/16"	For custom length from 61" to 72-15/16"	For custom length from 73" to 84-15/16"	For custom length from 85" to 96-15/16"

Grate ordered separately



Custom FCS Channels are compatible with all Linear Grate Styles in Standard and Specialty Finishes



Standard Finishes

- Satin Stainless - SS
- Polished Stainless - PS
- Satin Bronze - SB
- Oil Rubbed Bronze - ORB
- Matte Black - BK



Specialty Finishes - SPF

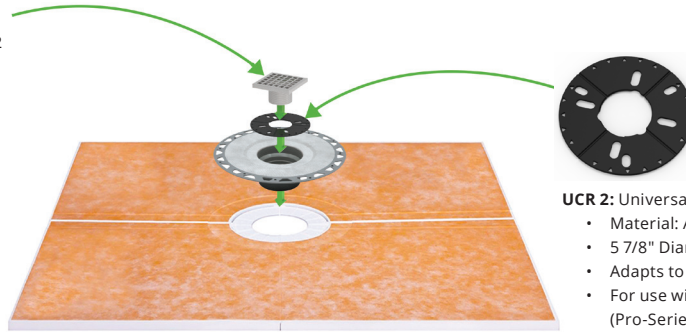
- Matte White
- Gunmetal
- Satin Champagne
- Polished Gold
- Polished Brass



UCR 2

Adapts to Schluter®-KERDI Drain Flange

Infinity Drain 4" x 4" center drains thread into the UCR 2 in place of Schluter's height adjustment collar



UCR 2: Universal 2" Ring

- Material: ABS
- 5 7/8" Diameter x 2" Threaded Throat
- Adapts to Schluter®-KERDI Drain Flange
- For use with 4"x 4" center drains (Pro-Series and Premium Series)

4" x 4" Premium Center Drains:

Premium Center Drain Models Available in Standard Finishes and Specialty Finishes



KD 4 - Link



VD 4 - Weave



ND 4 - Lines




WD 4 - Wedge Wire



TD 4 - Tile Drain



XD 4 - Criss Cross



QD 4 - Squares



MD 4 - Moor



4" x 4" Center Drain Pro-Series:


Pro-Series Center Drain Models Available in Standard Finishes



LTD 4 - Tile Drain



LND 4 - Slotted



LQD 4 - Squares




LSD 4 - Solid



TDFS 5 & TDLFS 5

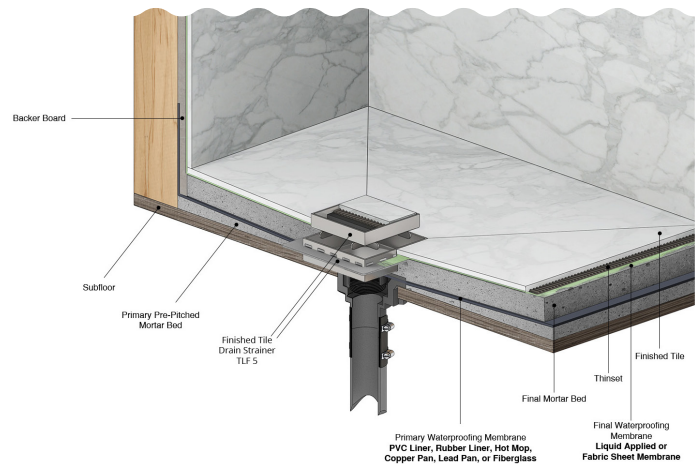
5"x5" Tile Drain

Double Waterproofing



Features:

- TDFS 5 & TDLFS 5 drains are compliant with Schluter®-Kerdi shower system warranty. Warranty backed by Infinity Drain
- Throat provided with factory applied Schluter®-KERDI
- Indoor or outdoor use
- 12 gauge, 304L stainless steel channel
- Grate can be removed for cleaning
- Flow rate - 9 gpm per outlet



TDLFS 5

3/8"
DEPTH
FOR TILE



Model	
TLFS 5	5" x 5" Tile Drain Strainer
TDLFS 5-2I	5" x 5" Tile Drain Strainer with Cast Iron Drain Body
TDLFS 5-2H	5" x 5" Tile Drain Strainer with Cast Iron Drain Body (Hot Mop)
TDLFS 5-2A	5" x 5" Tile Drain Strainer with ABS Drain Body
TDLFS 5-2P	5" x 5" Tile Drain Strainer with ABS Drain Body

TDFS 5

3/4"
DEPTH
FOR TILE



Model	
TLFS 5	5" x 5" Tile Drain Strainer
TDLFS 5-2I	5" x 5" Tile Drain Strainer with Cast Iron Drain Body
TDLFS 5-2H	5" x 5" Tile Drain Strainer with Cast Iron Drain Body (Hot Mop)
TDLFS 5-2A	5" x 5" Tile Drain Strainer with ABS Drain Body
TDLFS 5-2P	5" x 5" Tile Drain Strainer with ABS Drain Body

TDFS 5 & TDLFS 5 Models Available in Standard Finishes and Specialty Finishes


Standard Finishes

- Satin Stainless - SS
- Polished Stainless - PS
- Satin Bronze - SB
- Oil Rubbed Bronze - ORB
- Matte Black - BK



Specialty Finishes - SPE

- Matte White
- Gunmetal
- Satin Champagne
- Polished Gold
- Polished Brass



145 Dixon Avenue, Amityville, New York 11701

Phone 516.767.6786 ~ Fax 516.740.3066

www.infinitydrain.com

LT023-03-23



Infinity Drain is made in the USA