

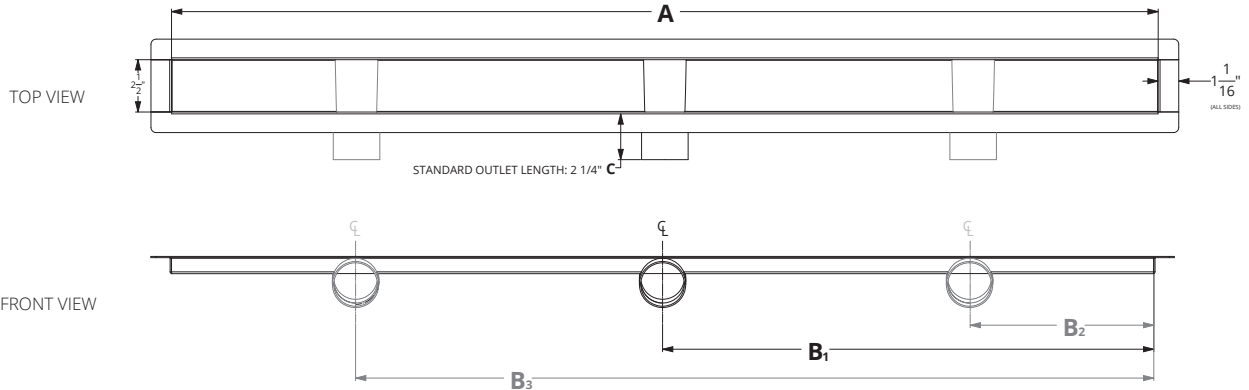


FTC (Side Outlet) Standard Custom Form

[FT] (Side outlet) linear drains are designed for use with liquid applied (cold fluid applied) or fabric sheet membranes. The overall inside length of channel (**A**) is the finished length of the drain, with a 1-1/16" flange on all four sides to accept the waterproofing membrane. All outlet locations (**B**) are measured from the right inside channel edge. For this type of installation a mortar bed or equal is created up to and around the drain with the appropriate slope towards the drain. The waterproofing is applied over the mortar bed and the flange of the channel. Tile or stone is applied directly to the waterproofing for a low profile installation.

Specialty channel options are available.

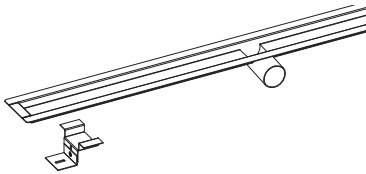
- **[OCH]** for Threaded Connection - This channel is provided with a 2" male tapered thread (MPT) for direct threaded connection to a female threaded pipe.



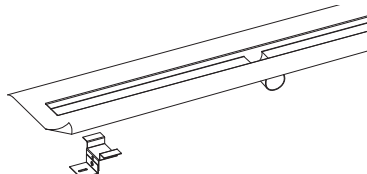
A: Overall Inside Length	B1: Outlet Location 1	B2: Outlet Location 2	B3: Outlet Location 3	C: Outlet Length
<input type="checkbox"/>	<input type="checkbox"/>	<input type="checkbox"/>	<input type="checkbox"/>	<input type="checkbox"/>
FOR ADDITIONAL OUTLETS IF NEEDED				IF NOT STANDARD

Channel Option: Choose (1)

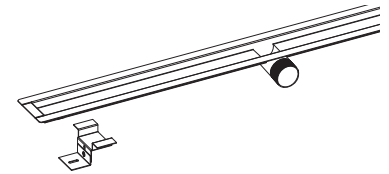
[FT] Standard
2" No Hub Outlet



[FTS] Standard
Factory applied KERDI - 2" No Hub Outlet



[OCH] Tapered Threaded
2" MPT Outlet



Grate Styles - Choose (1) Below OR Channel Only

<input type="checkbox"/> FTAS 25 1" WIDE WEDGE WIRE	<input type="checkbox"/> FTIG 65 SLOTTED PATTERN	<input type="checkbox"/> FTST SLOT DRAIN
<input type="checkbox"/> FTAS 65 2 1/2" WIDE WEDGE WIRE	<input type="checkbox"/> FTED 65 OFFSET OVAL PATTERN	<input type="checkbox"/> FTSG 65 SOLID GRATE
<input type="checkbox"/> FTAS 125 5" WIDE WEDGE WIRE 3" OUTLET STANDARD	<input type="checkbox"/> FTMN 65 MARC NEWSON PATTERN	<input type="checkbox"/> FTTIF 65 TILE INSERT STANDARD INSERT DEPTH ACCEPTS UP TO 3/8" MATERIAL

Grate Finish - Choose (1)

<input type="checkbox"/> Satin Stainless (SS)
<input type="checkbox"/> Polished Stainless (PS)
<input type="checkbox"/> Matte Black (BK)
<input type="checkbox"/> Satin Bronze (SB)
<input type="checkbox"/> Oil Rubbed Bronze (ORB)
<input type="checkbox"/> Matte White (WH)
<input type="checkbox"/> Other (Specify Color to Match)* Not applicable for Rush

* Custom finishes can be made to match a sample provided by the customer. Contact Infinity Drain for availability of desired finish.

Terms and Conditions:

By signing this form, you are agreeing to the terms and conditions herein. All details and finished stated are correct. All dimensions are correct and are to be held within a tolerance of +/- 1/16". All other details and dimensions that are specified as "standard" are subject to manufacturer's tolerance and change without notice. We can assume no responsibility for use of superceded or void data. All custom orders are non-cancellable, non-returnable and non-refundable.

Infinity Drain
145 Dixon Avenue
Amityville, NY 11701
Phone: 516.767.6786
Fax: 516.740.3066
www.infinitydrain.com



APPROVAL

NAME <input type="checkbox"/>	JOB NAME/REFERENCE <input type="checkbox"/>
SIGNATURE <input type="checkbox"/>	DATE <input type="checkbox"/>