



# Next Day Custom Custom Form

ORDERS AND SIGN OFF IN BY 10 AM ET, SHIP NEXT DAY

## 1. Choose Grate Style & Finish (Lengths longer than 72" are fabricated in multiple pieces)

<input type="checkbox"/> <b>2 MM WEDGE WIRE</b> 	<input type="checkbox"/> <b>OFFSET SLOTTED</b> 	<input type="checkbox"/> <b>TILE INSERT FRAME</b>  3/8" Depth for Tile	<input type="checkbox"/> <b>TILE INSERT FRAME</b>  3/4" Depth for Tile	<input type="checkbox"/> <b>NO GRATE</b> (CHANNEL ONLY)
--	---	---	--	--

## 2. Choose Channel

\*FX installation requires the selection of a finish, even if ordering the channel only.

<input type="checkbox"/> <b>[FF] Fixed Flange</b> 1" Flange 2" No Hub Outlet 	<input type="checkbox"/> <b>[FCS] Flange with KERDI</b> Factory applied KERDI 1" Flange for Wall to Wall 2" No Hub Outlet 	<input type="checkbox"/> <b>[NDC FCS] Flange with KERDI</b> Factory applied KERDI 1/2" Flange for Wall to Wall 2" No Hub Outlet 	<input type="checkbox"/> <b>[FCB] Double Waterproofing</b> 1" Flange 2" Threaded Outlet** 	<input type="checkbox"/> <b>[FX] Fixed Length*</b> 2" Threaded Outlet** 
---	---	---	---	---


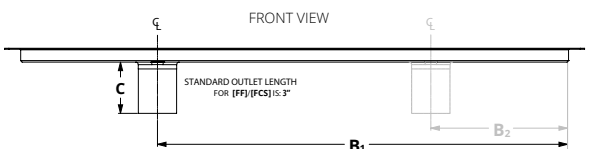

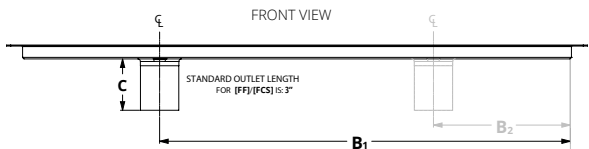

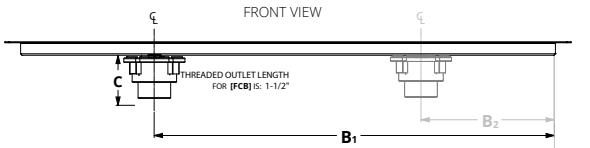

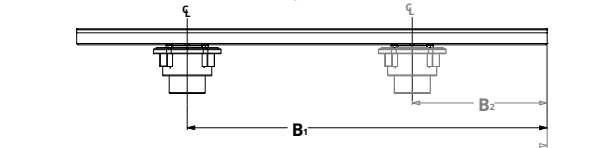
\*\*Clamp down drain not included

## 3. Choose Finish

<input type="checkbox"/> <b>SATIN STAINLESS</b>	<input type="checkbox"/> <b>POLISHED STAINLESS</b>	<input type="checkbox"/> <b>OIL RUBBED BRONZE</b>	<input type="checkbox"/> <b>SATIN BRONZE</b>	<input type="checkbox"/> <b>MATTE BLACK</b>
---	--	---	--	---

## 4. Choose Length & Outlet Location(s) - (Up to 96" length)

A: Overall Inside Length (FF, FCB, FCS) A: Overall Length (FX)	B1: Outlet Location 1	B2: Outlet Location 2
<input type="checkbox"/>	<input type="checkbox"/>	<input type="checkbox"/>
<i>FOR ADDITIONAL OUTLET IF NEEDED</i>		

<p><b>[FF] [FCS] 1" Flange</b></p> <p>TOP VIEW</p>  <p>FRONT VIEW</p>  <p>STANDARD OUTLET LENGTH FOR [FF]/[FCS] IS 3"</p>	<p><b>[NDC - FCS] 1/2" Flange for Wall to Wall Installation</b></p> <p>TOP VIEW</p>  <p>FRONT VIEW</p>  <p>STANDARD OUTLET LENGTH FOR [FF]/[FCS] IS 3"</p>
<p><b>[FCB] 1" Flange with 2" Threaded Outlet</b></p> <p>TOP VIEW</p>  <p>FRONT VIEW</p>  <p>THREADED OUTLET LENGTH FOR [FCB] IS 1-1/2"</p>	<p><b>[FX] 2" Threaded Outlet</b></p> <p>TOP VIEW</p>  <p>FRONT VIEW</p> 

## 5. Choose Shipping Method

☐ Ground ☐ Standard Overnight ☐ Priority Overnight (AM Delivery)

## 6. Sign & Reference

By signing this form, you are agreeing to the terms and conditions herein. All details and finishes stated are correct. All dimensions are correct and are to be held within a tolerance of +/- 1/16". All other details and dimensions that are specified as "standard" are subject to manufacturer's tolerance and change without notice. We can assume no responsibility for use of superceded or void data. All custom orders are non-cancellable, non-returnable and non-refundable.

**Infinity Drain**  
145 Dixon Avenue  
Amityville, NY 11701  
Phone: 516.767.6786  
Fax: 516.740.3066  
www.infinitydrain.com



**APPROVAL**

NAME <input type="checkbox"/>	PO #/REFERENCE <input type="checkbox"/>
SIGNATURE <input type="checkbox"/>	DATE <input type="checkbox"/>

Custom