

Overall Length of Grate* _____ "



















Grate Width** _____ "

If NOT Standard (See below for standard dimensions)

Grate Height _____ "

If NOT Standard (See below for standard dimensions)

Grate choice: (Check one)

 EA 25 Standard: Width = 1" Height = 1"	 DA 65 Standard: Width = 2 1/2" Height = 1"	 A 38 Standard: Width = 1 1/2" Height = 1 9/16"
 DA 25 Standard: Width = 1" Height = 1"	 MA 65 Standard: Width = 2 1/2" Height = 1"	 A 65 Standard: Width = 2 1/2" Height = 1 9/16"
 MA 25 Standard: Width = 1" Height = 1"	 SA 65 Standard: Width = 2 1/2" Height = 1"	 A 100 Standard: Width = 3 7/8" Height = 3/4"
 SA 25 Standard: Width = 1" Height = 1"	 SA 125 Standard: Width = 4 15/16" Height = 1"	 D 38 Standard: Width = 1 9/16" Height = 1 9/16"
 EA 65 Standard: Width = 2 1/2" Height = 1"	 TA 65 Standard: Width = 2 1/2" Height = 1 9/16"	 D 65 Standard: Width = 2 1/2" Height = 1 9/16"
 BA 65 Standard: Width = 2 1/2" Height = 1"	 UA 65 Standard: Width = 2 1/2" Height = 1"	 LA 65 Standard: Width = 2 1/2" Height = 1"

Grate Finish: (Check one)

Satin Stainless _____
 Polished Stainless _____
 Oil Rubbed Bronze _____
 Matte White _____
 Matte Black _____
 Satin Bronze _____

NOTE:

*Wedge wire grates and Tile Inserts including (SA 25, SA 65, SA 125, A 38, and TA 65) can not be fabricated in lengths greater than 72"

**Wedge wire grates including (SA 25, SA 65, SA 125, A 38, and A 65) may not be able to be fabricated in all widths. Possibility of custom widths for these grates should be confirmed by Infinity Drain.

RUSH: YES _____ NO _____

Standard RUSH lead time is **5 business days plus shipping**. The maximum number of drains that are applicable for rush is (15), this includes (15) identical drains or (15) unique custom drains or a mix. Rush fabrication only applies to drains with a custom length and/or custom outlet location. It does NOT apply to drains with: **Custom Width, Custom Grate Patterns, Stock items in any custom finish, non-inventoried items, drains with turns, curved drains, drains over 120"**. The RUSH lead time for custom fabricated drains in Oil Rubbed Bronze, Matte White, Matte Black, or Satin Bronze is 8 business days, plus shipping. The RUSH lead time for drains over 108", and less than 120" is 8 business days, plus shipping.

NOTE: Additional shipping and crating charges over sized lengths may apply

Job Name: _____ Location: _____

Customer: _____ Purchase Order: _____

Approved by: _____ Date: _____