

FTAS 25 Series




FTAS25 | Fixed Length

- 12 gauge 316 Stainless Steel grate
- 16 gauge 304 Stainless Steel channel
- Pre-pitched channel with "Fixed" lengths and "Fixed" center side "tunnel" outlet location
- Not site sizeable
- Indoor or outdoor use
- Bonded "Flange" installation for flush against the wall
- Allows waste line to connect horizontally to save floor height and waste line relocation
- Lowest height for curbless installations
- Uses Liquid and Fabric Sheet Membrane waterproofing
- Grate can be removed completely for cleaning
- Flow rate 9 GPM per outlet*

**Flow rate measured at outlet only. Measurement does not account for water in channel or sheeting on shower floor.*

Finishes:

- ___ Satin Stainless
- ___ Polished Stainless
- ___ Matte White
- ___ Matte Black



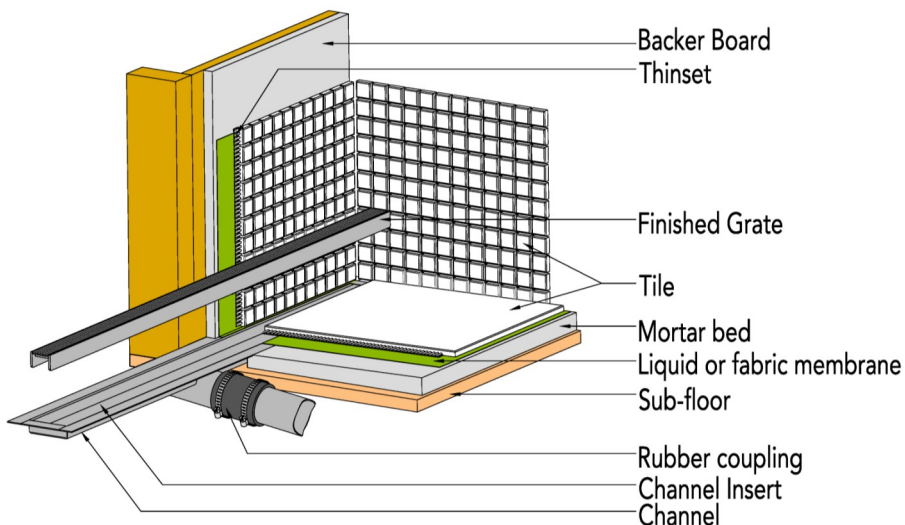
Complete Kits:

FTAS 2532	32" Complete Kit
FTAS 2536	36" Complete Kit
FTAS 2542	42" Complete Kit
FTAS 2548	48" Complete Kit
FTAS 2560	60" Complete Kit

Components:

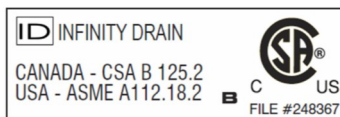
SA 2532	32" Stainless Steel Grate
SA 2536	36" Stainless Steel Grate
SA 2542	42" Stainless Steel Grate
SA 2548	48" Stainless Steel Grate
SA 2560	60" Stainless Steel Grate
OC 6532	32" Fixed Flange Channel
OC 6536	36" Fixed Flange Channel
OC 6542	42" Fixed Flange Channel
OC 6548	48" Fixed Flange Channel
OC 6560	60" Fixed Flange Channel
CI 2532	32" Channel Insert
CI 2536	36" Channel Insert
CI 2542	42" Channel Insert
CI 2548	48" Channel Insert
CI 2560	60" Channel Insert

Installation (FT) Flange Tunnel



Infinity Drain

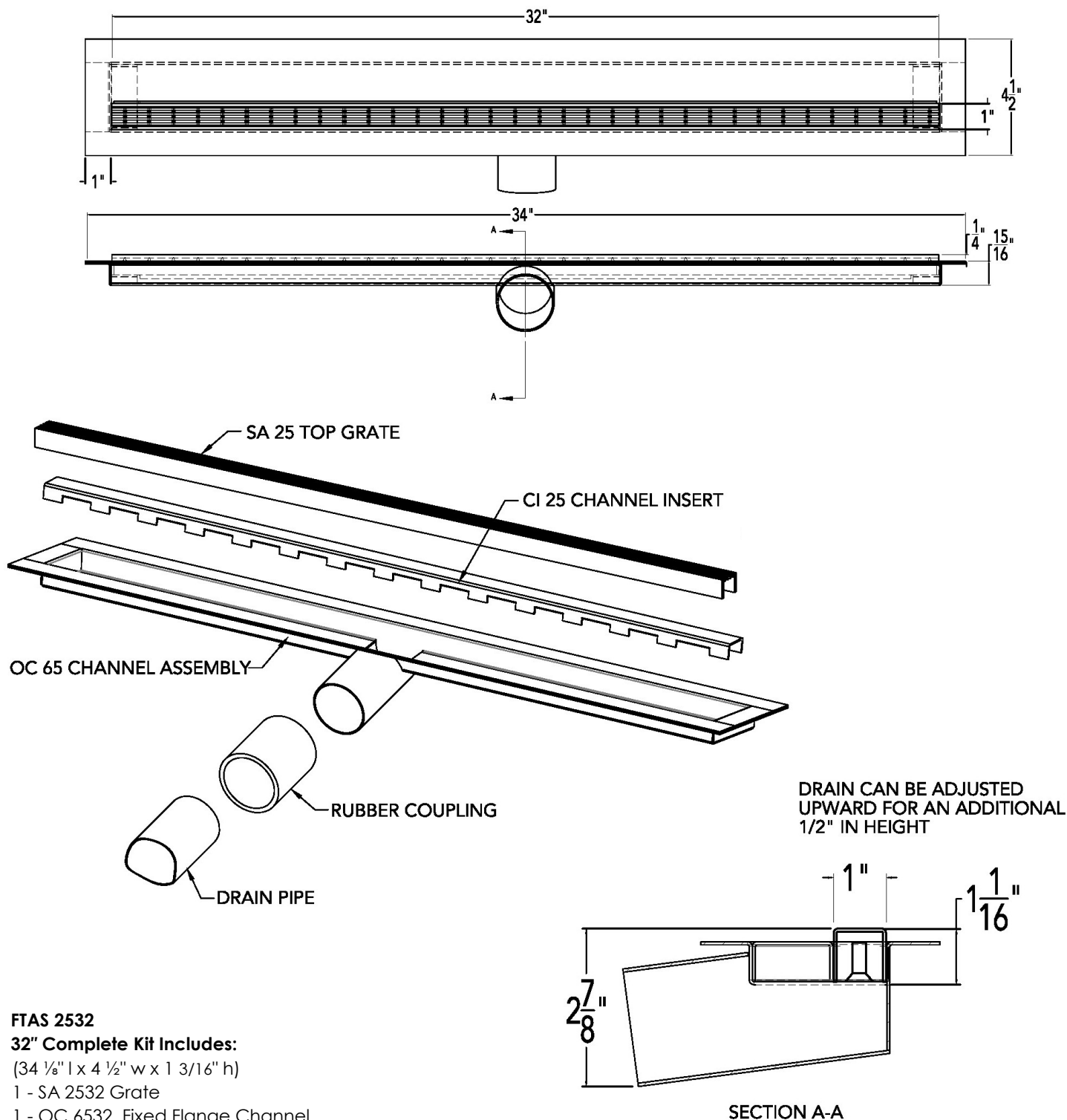
18 Secatoag Avenue
Port Washington, NY 11050
Phone: 516.767.6786
Fax: 516.740.3066
www.InfinityDrain.com



Note: Installer must verify all rough-in dimensions prior to installation and consult local and national codes. Conformity and compliance to local and national codes are the responsibility of the installer.

FTAS 2532 Specifications

ID Infinity Drain



FTAS 2532

32" Complete Kit Includes:

(34 1/8" l x 4 1/2" w x 1 3/16" h)

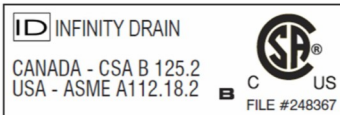
1 - SA 2532 Grate

1 - OC 6532 Fixed Flange Channel

1 - CI 2532 Channel Insert

Infinity Drain

18 Secatoag Avenue
Port Washington, NY 11050
Phone: 516.767.6786
Fax: 516.740.3066
www.InfinityDrain.com



Note: Installer must verify all rough-in dimensions prior to installation and consult local and national codes. Conformity and compliance to local and national codes are the responsibility of the installer.