

# FFMN 25 Series

**ID** Infinity Drain


## FFMN 25 | Fixed Length

- 14 gauge 304 Stainless Steel grate
- 16 gauge 304 Stainless Steel channel
- Pre-pitched channel with "Fixed" lengths and "Fixed" center vertical (down) outlet location
- Not site sizeable
- Indoor or outdoor use
- Bonded "Flange" installation for flush against the wall.
- Lowest height for curbless installations
- Uses Liquid and Fabric Sheet Membrane waterproofing
- Grate can be removed completely for cleaning
- Flow rate 9 GPM per outlet\*

*\*Flow rate measured at outlet only. Measurement does not account for water in channel or sheeting on shower floor.*

### Finishes:

- \_\_\_ Satin Stainless
- \_\_\_ Polished Stainless
- \_\_\_ Lifetime Oil
- \_\_\_ Rubbed Bronze
- \_\_\_ Matte White
- \_\_\_ Matte Black



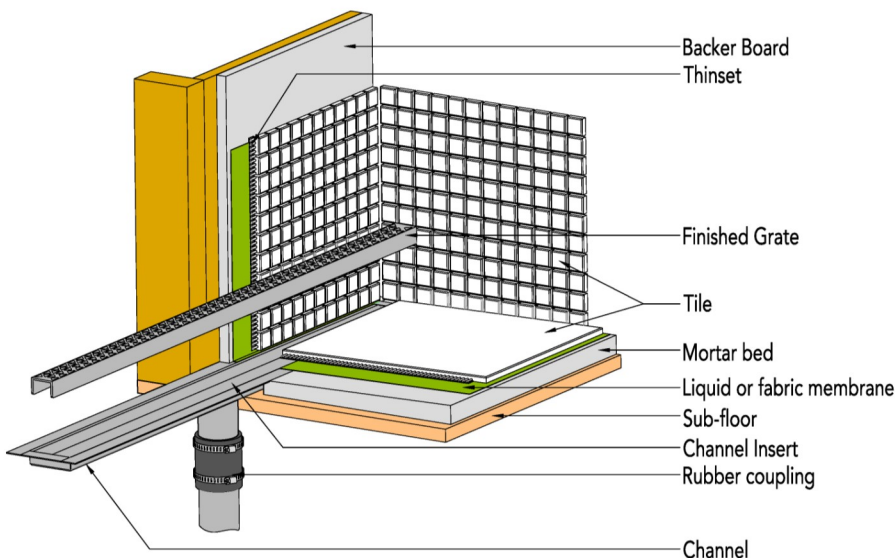
### Complete Kits:

FFMN 2532	32" Complete Kit
FFMN 2536	36" Complete Kit
FFMN 2542	42" Complete Kit
FFMN 2548	48" Complete Kit
FFMN 2560	60" Complete Kit

### Components:

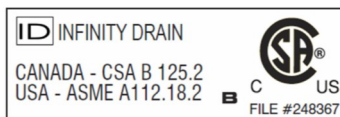
MA 2532	32" Stainless Steel Grate
MA 2536	36" Stainless Steel Grate
MA 2542	42" Stainless Steel Grate
MA 2548	48" Stainless Steel Grate
MA 2560	60" Stainless Steel Grate
FC 6532	32" Stainless Steel Fixed Channel
FC 6536	36" Stainless Steel Fixed Channel
FC 6542	42" Stainless Steel Fixed Channel
FC 6548	48" Stainless Steel Fixed Channel
FC 6560	60" Stainless Steel Fixed Channel
CI 2532	32" Channel Insert
CI 2536	36" Channel Insert
CI 2542	42" Channel Insert
CI 2548	48" Channel Insert
CI 2560	60" Channel Insert

## Installation (FF) Fixed Flange



### Infinity Drain

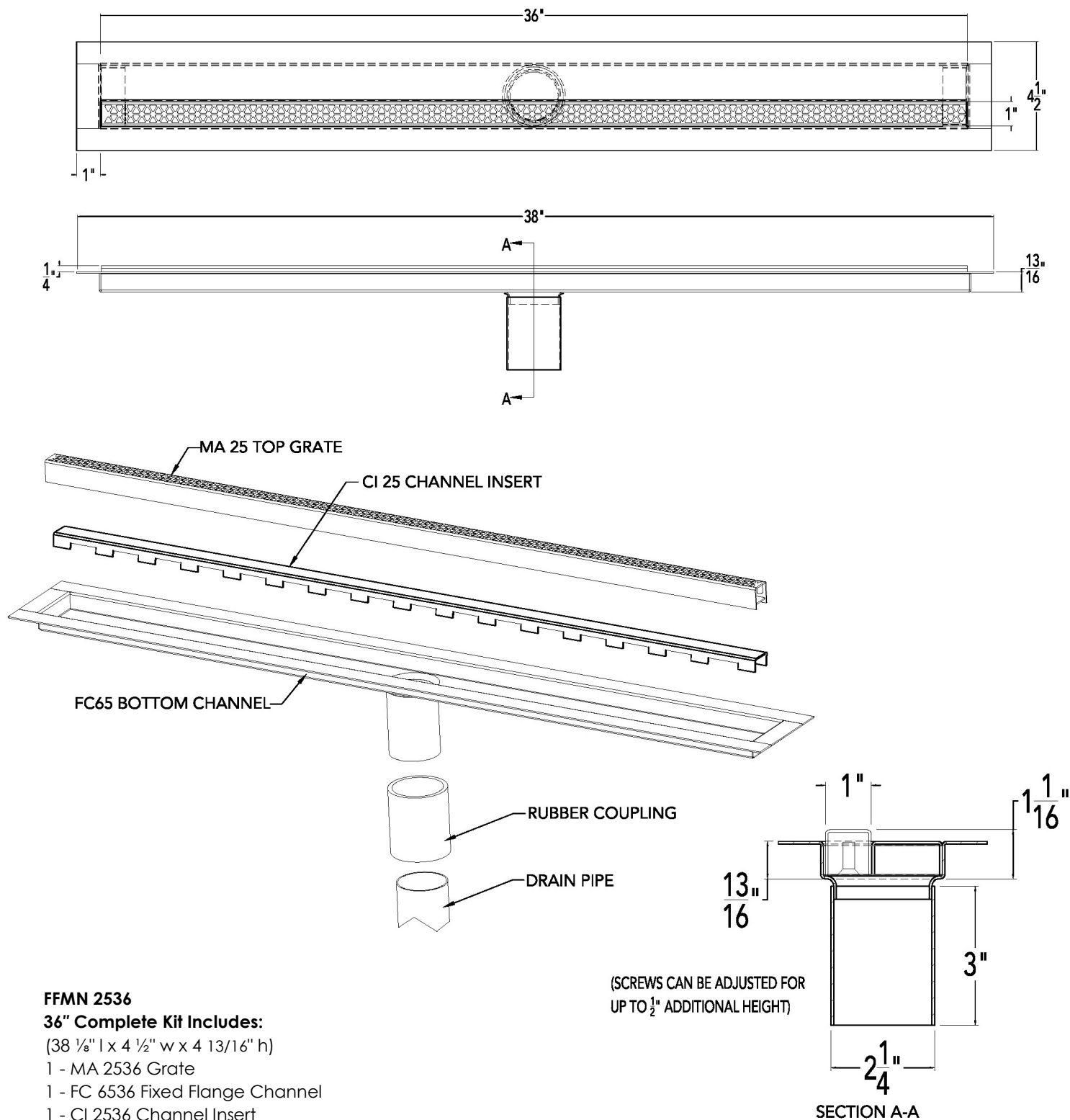
18 Secatoag Avenue  
Port Washington, NY 11050  
Phone: 516.767.6786  
Fax: 516.740.3066  
www.InfinityDrain.com



**Note:** Installer must verify all rough-in dimensions prior to installation and consult local and national codes. Conformity and compliance to local and national codes are the responsibility of the installer.

# FFMN 2536 Specifications

**ID** Infinity Drain



## FFMN 2536

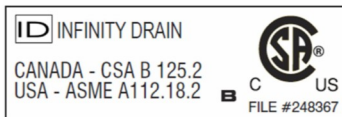
### 36" Complete Kit Includes:

(38 1/8" l x 4 1/2" w x 4 13/16" h)

- 1 - MA 2536 Grate
- 1 - FC 6536 Fixed Flange Channel
- 1 - CI 2536 Channel Insert

## Infinity Drain

18 Secatoag Avenue  
Port Washington, NY 11050  
Phone: 516.767.6786  
Fax: 516.740.3066  
www.InfinityDrain.com



**Note:** Installer must verify all rough-in dimensions prior to installation and consult local and national codes. Conformity and compliance to local and national codes are the responsibility of the installer.