

FFDG 25 Series

ID Infinity Drain


FFDG 25 | Fixed Length

- 16 gauge 304 Stainless Steel grate and channel
- Pre-pitched channel with "Fixed" lengths and "Fixed" center vertical (down) outlet location
- Not site sizeable
- Indoor or outdoor use
- Bonded "Flange" installation for flush against the wall.
- Lowest height for curbless installations
- Uses Liquid and Fabric Sheet Membrane waterproofing
- Grate can be removed completely for cleaning
- Flow rate 9 GPM per outlet*

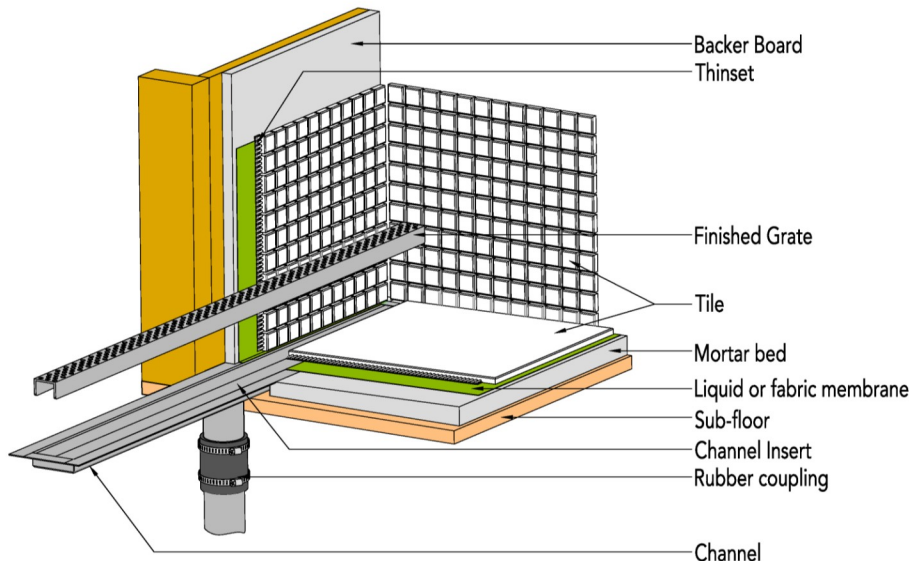
**Flow rate measured at outlet only. Measurement does not account for water in channel or sheeting on shower floor.*

Finishes:

- ___ Satin Stainless
- ___ Polished Stainless



Installation (FF) Fixed Flange



Complete Kits:

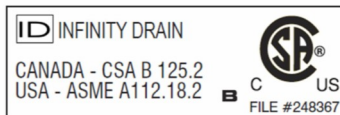
FFDG 2532	32" Complete Kit
FFDG 2536	36" Complete Kit
FFDG 2542	42" Complete Kit
FFDG 2548	48" Complete Kit
FFDG 2560	60" Complete Kit

Components:

DA 2532	32" Stainless Steel Grate
DA 2536	36" Stainless Steel Grate
DA 2542	42" Stainless Steel Grate
DA 2548	48" Stainless Steel Grate
DA 2560	60" Stainless Steel Grate
FC 6532	32" Stainless Steel Fixed Channel
FC 6536	36" Stainless Steel Fixed Channel
FC 6542	42" Stainless Steel Fixed Channel
FC 6548	48" Stainless Steel Fixed Channel
FC 6560	60" Stainless Steel Fixed Channel
CI 2532	32" Channel Insert
CI 2536	36" Channel Insert
CI 2542	42" Channel Insert
CI 2548	48" Channel Insert
CI 2560	60" Channel Insert

Infinity Drain

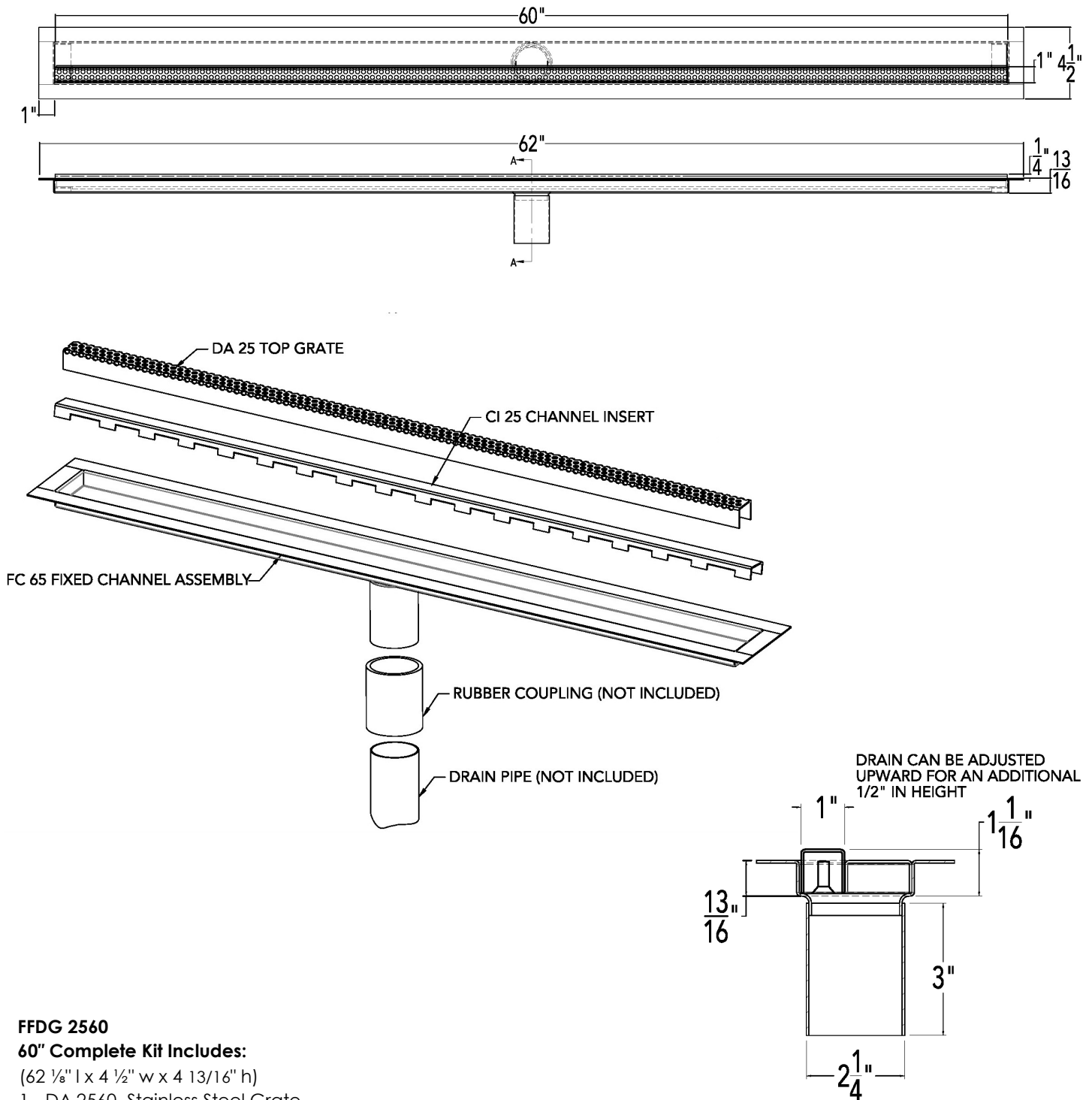
18 Secatoag Avenue
Port Washington, NY 11050
Phone: 516.767.6786
Fax: 516.740.3066
www.InfinityDrain.com



Note: Installer must verify all rough-in dimensions prior to installation and consult local and national codes. Conformity and compliance to local and national codes are the responsibility of the installer.

FFDG 2560 Specifications

ID Infinity Drain



FFDG 2560

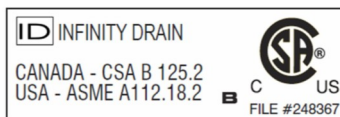
60" Complete Kit Includes:

(62 1/8" l x 4 1/2" w x 4 13/16" h)

- 1 - DA 2560 Stainless Steel Grate
- 1 - FC 6560 Fixed Flange Channel
- 1 - CI 2560 Channel Insert

Infinity Drain

18 Secatoag Avenue
Port Washington, NY 11050
Phone: 516.767.6786
Fax: 516.740.3066
www.InfinityDrain.com



Note: Installer must verify all rough-in dimensions prior to installation and consult local and national codes. Conformity and compliance to local and national codes are the responsibility of the installer.