


ID Infinity Drain



S-AS 99 Series SITE SIZABLE STAINLESS STEEL

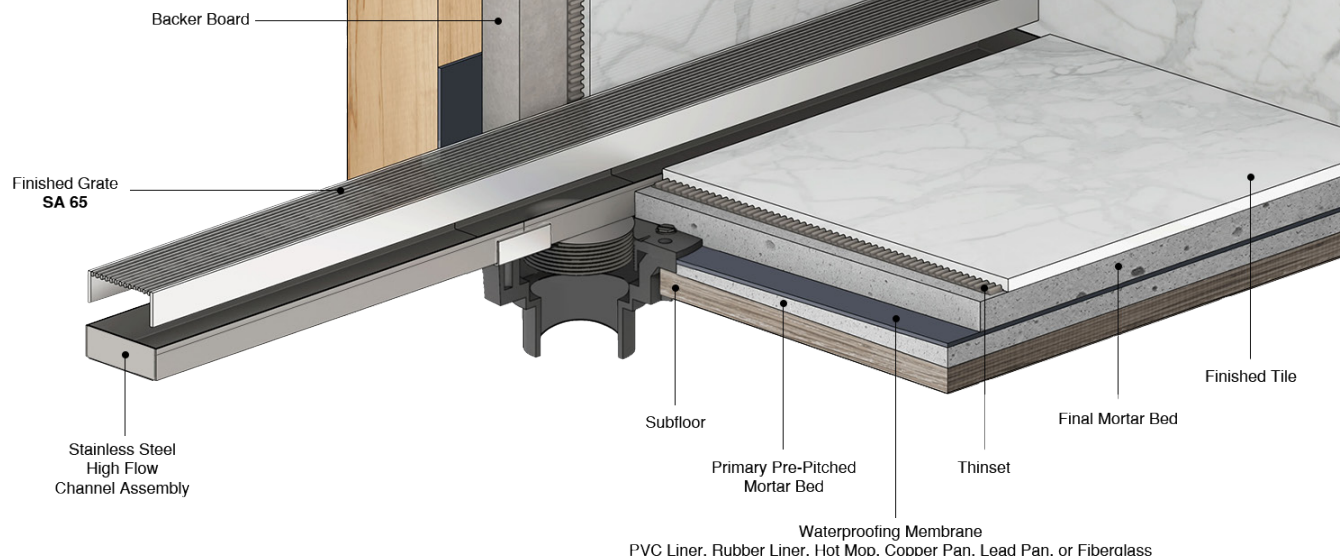
- S-AS 9936 - 36" Complete Kit
- S-AS 9948 - 48" Complete Kit
- S-AS 9960 - 60" Complete Kit
- S-AS 9972 - 72" Complete Kit
- S-AS 9996 - 96" Complete Kit

Features

- Modify length and outlet location on site
- Indoor or outdoor use
- Stainless steel channel
- 12 gauge, 316L stainless steel Wedge Wire grate
- Works with 3" clamp down floor with 4" throat/strainer size *(included)*
- Compatible with: PVC Liner, Rubber Liner (Chloraloy ®), Hot Mop, Lead Pan, Copper Pan, or Fiberglass
- Flow rate - 21 gpm per outlet
 - Flow rate measured at outlet only. Measurement does not account for water in channel or sheeting on shower floor.
 - Additional outlets can be added and combined into a larger waste line to increase flow rates

Installation

S Site Sizable Stainless Steel Channel



Care & Maintenance

S-AS 99 stainless steel linear drain top grates are made of 316L stainless steel. This material is non-porous, hygienic, rust-free and extremely durable. Bar Keepers Friend® and Soft Scrub® are commonly available products that can be used to protect and clean your Satin Stainless drain cover. For stains that have been left for an excessive amount of time, stronger cleaning agents such as Compound 302® may be needed. For Polished Stainless and Oil Rubbed Bronze we recommend a mild soap and a soft cloth for cleaning. DO NOT use any abrasive cleaners, scrub pads or allow household cleaning agents, such as bleach, to sit on the drain cover for a long period of time. Stainless steel does not rust. External factors, such as contamination from other highly ferrous metals, built up road salt, sea salt, or chlorine may have caused "surface" rust which can be removed using Barkeepers Friend®, Soft Scrub® with Bleach, or Compound 302®. Always follow the directions on the bottle. Follow proper maintenance procedures to prevent excessive surface rust. In areas of frequent exposure to salt, chlorine, and other chemical compounds, maintenance of the stainless grates should be performed at least 2-3 times per year.

Infinity Drain
145 Dixon Avenue
Amityville, NY 11701
Phone: 516.767.6786
Fax: 516.740.3066
www.Infinity Drain.com



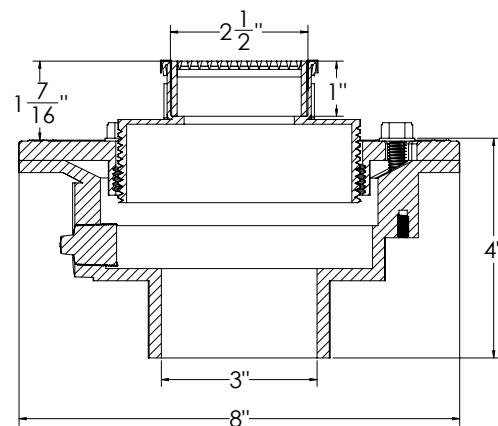
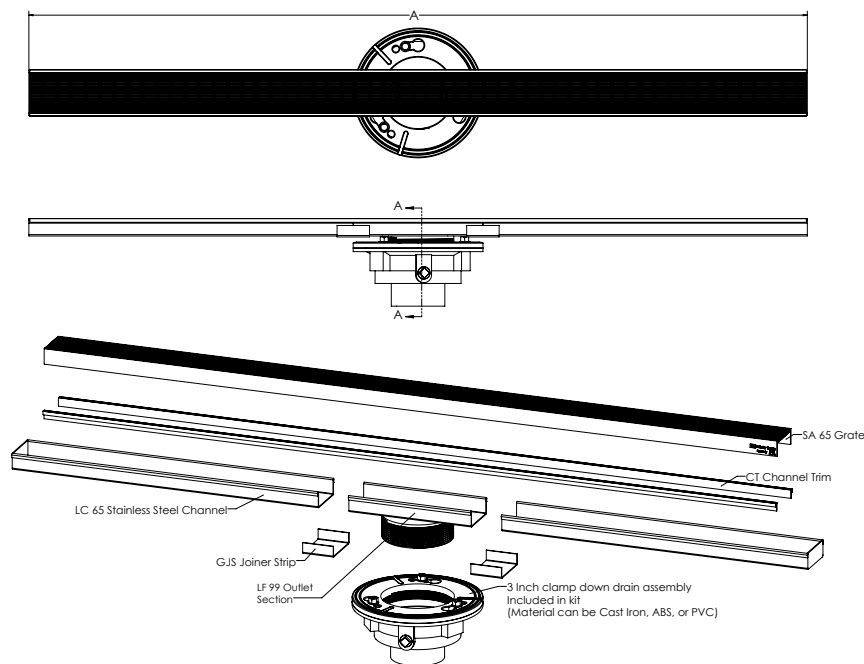
NOTE: Installer must verify all rough-in dimensions prior to installation and consult local and national codes. Conformity and compliance to local and national codes are the responsibility of the installer.

ID Infinity Drain

S-AS 9936

S-AS 9948

S-AS 9960



SECTION A-A

Model Number	Complete Kit Contents	A Maximum Overall Length	B Maximum Grate Length	C (Minimum Height Above Waterproofing) * All heights can be adjusted upwards an additional 1-1/4"
<input type="checkbox"/> S-AS 9936-I <input type="checkbox"/> S-AS 9936-A <input type="checkbox"/> S-AS 9936-P	1 - SA 6536 Stainless Steel Grate 1 - LC 6528 Stainless Steel Channel 1 - LF 99 8" Outlet Section Stainless Steel 2 - GJS 65 Stainless Steel Joiner Strip 1 - TNAS Threaded Nipple 1 - ZSIKA Sikaflex 1a Sealant 2 - CT 36 Channel Trim 1 - AKEY Lift Out Key 1 - 3" Clamp Down Drain (CDI 43/CDA 43/CDP 43)	36"	35 7/8"	With CDI 43: 1-7/16" With CDA 43: 1-7/16" With CDP 43: 1-3/16"
<input type="checkbox"/> S-AS 9948-I <input type="checkbox"/> S-AS 9948-A <input type="checkbox"/> S-AS 9948-P	1 - SA 6548 Stainless Steel Grate 1 - LC 6540 Stainless Steel Channel 1 - LF 99 8" Outlet Section Stainless Steel 2 - GJS 65 Stainless Steel Joiner Strip 1 - TNAS Threaded Nipple 1 - ZSIKA Sikaflex 1a Sealant 2 - CT 48 Channel Trim 1 - AKEY Lift Out Key 1 - 3" Clamp Down Drain (CDI 43/CDA 43/CDP 43)	48"	47 7/8"	With CDI 43: 1-7/16" With CDA 43: 1-7/16" With CDP 43: 1-7/16"
<input type="checkbox"/> S-AS 9960-I <input type="checkbox"/> S-AS 9960-A <input type="checkbox"/> S-AS 9960-P	1 - SA 6560 Stainless Steel Grate 1 - LC 6552 Stainless Steel Channel 1 - LF 99 8" Outlet Section Stainless Steel 2 - GJS 65 Stainless Steel Joiner Strip 1 - TNAS Threaded Nipple 1 - ZSIKA Sikaflex 1a Sealant 2 - CT 60 Channel Trim 1 - AKEY Lift Out Key 1 - 3" Clamp Down Drain (CDI 43/CDA 43/CDP 43)	60"	59 7/8"	With CDI 43: 1-7/16" With CDA 43: 1-7/16" With CDP 43: 1-7/16"

Finishes

☐ Satin Stainless (SS)

☐ Polished Stainless (PS)

☐ Satin Bronze (SB)

Infinity Drain
145 Dixon Avenue
Amityville, NY 11701
Phone: 516.767.6786
Fax: 516.740.3066
www.Infinity Drain.com

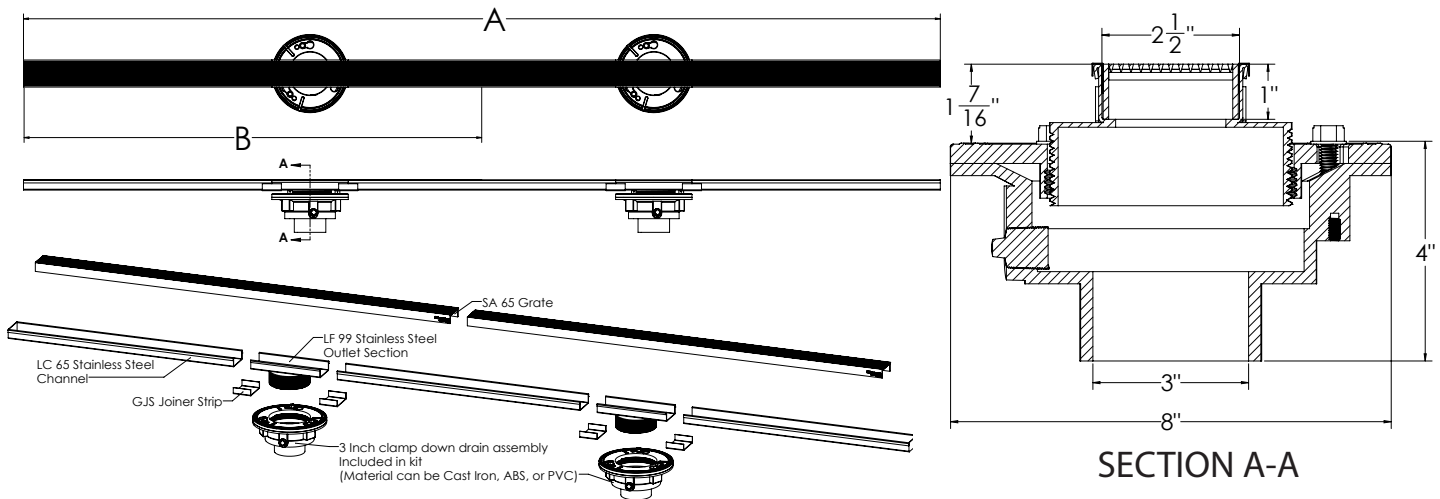


NOTE: Installer must verify all rough-in dimensions prior to installation and consult local and national codes. Conformity and compliance to local and national codes are the responsibility of the installer.

ID Infinity Drain

S-AS 9972

S-AS 9996



Model Number	Complete Kit Contents	A Maximum Overall Length	B Maximum Grate Length	C (Minimum Height Above Waterproofing) * All heights can be adjusted upwards an additional 1-1/4"
<input type="checkbox"/> S-AS 9972-I <input type="checkbox"/> S-AS 9972-A <input type="checkbox"/> S-AS 9972-P	2 - SA 6536 Stainless Steel Grate 1 - LC 6564 Stainless Steel Channel 2 - LF 99 8" Outlet Section Stainless Steel 4 - GJS 65 Stainless Steel Joiner Strip 2 - TNAS Threaded Nipple 1 - ZSIKA Sikaflex 1a Sealant 2 - CT 72 Channel Trim 1 - AKEY Lift Out Key 2 - 3" Clamp Down Drain (CDI 43/CDA 43/CDP 43)	72"	35 7/8" (x 2)	With CDI 43: 1-7/16" With CDA 43: 1-7/16" With CDP 43: 1-7/16"
<input type="checkbox"/> S-AS 9996-I <input type="checkbox"/> S-AS 9996-A <input type="checkbox"/> S-AS 9996-P	2 - SA 6548 Stainless Steel Grate 1 - LC 6588 Stainless Steel Channel 2 - LF 99 8" Outlet Section Stainless Steel 4 - GJS 65 Stainless Steel Joiner Strip 2 - TNAS Threaded Nipple 1 - ZSIKA Sikaflex 1a Sealant 2 - CT 96 Channel Trim 1 - AKEY Lift Out Key 1 - 3" Clamp Down Drain (CDI 43/CDA 43/CDP 43)	96"	47 7/8" (x 2)	With CDI 43: 1-7/16" With CDA 43: 1-7/16" With CDP 43: 1-7/16"

Finishes

☐ Satin Stainless (SS)

☐ Polished Stainless (PS)

☐ Satin Bronze (SB)

Optional Components

UCP 4 Universal 4" Clamping Plate
 TNRN-4 4" Cast Iron Extension Nipple

Add Clamp Down Drain

CDA 42 Clamp Down Drain ABS
 CDI 42 Clamp Down Drain Cast Iron
 CDP 42 Clamp Down Drain PVC
 CDA 43 Clamp Down Drain ABS
 CDI 43 Clamp Down Drain Cast Iron
 CDP 43 Clamp Down Drain PVC

Available components for longer lengths

SA 6536	36" Wedge Wire Grate	SE 65	2" Stainless Steel End Section
SA 6548	48" Wedge Wire Grate	GJS 65	Stainless Steel Joiner Strip
SA 6560	60" Wedge Wire Grate	SLA 65	Stainless Steel 90° Angle Joiner
SC 6548	48" Stainless Open Ended Channel	LF 99	8" Stainless Steel Outlet Section
SC 6596	96" Stainless Open Ended Channel	CT 36	36" Channel Trim
LC 6528	28" Stainless Closed Channel	CT 48	48" Channel Trim
LC 6540	40" Stainless Closed Channel	CT 60	60" Channel Trim
LC 6552	52" Stainless Closed Channel	CT 72	72" Channel Trim
LC 6564	64" Stainless Closed Channel	CT 96	96" Channel Trim
LC 6588	88" Stainless Closed Channel		

Infinity Drain
 145 Dixon Avenue
 Amityville, NY 11701
 Phone: 516.767.6786
 Fax: 516.740.3066
 www.Infinity Drain.com



NOTE: Installer must verify all rough-in dimensions prior to installation and consult local and national codes. Conformity and compliance to local and national codes are the responsibility of the installer.