

S-AG 100 Series

ID Infinity Drain


S-AG 100 | Site Sizeable

- Modify length and locate outlet on-site
- Indoor or outdoor use
- 316 Wedge Wire stainless steel grate
- PVC channel
- Works with 2" clamp down floor drain with 2" throat (strainer size) (not included)
- Uses Hot Mop, Lead Pan, PVC Vinyl Liner, Rubber Liner (Chloralloy™) Copper Pan or Fiberglass waterproofing
- Grate can be removed completely for cleaning
- Flow rate 9 GPM per outlet*

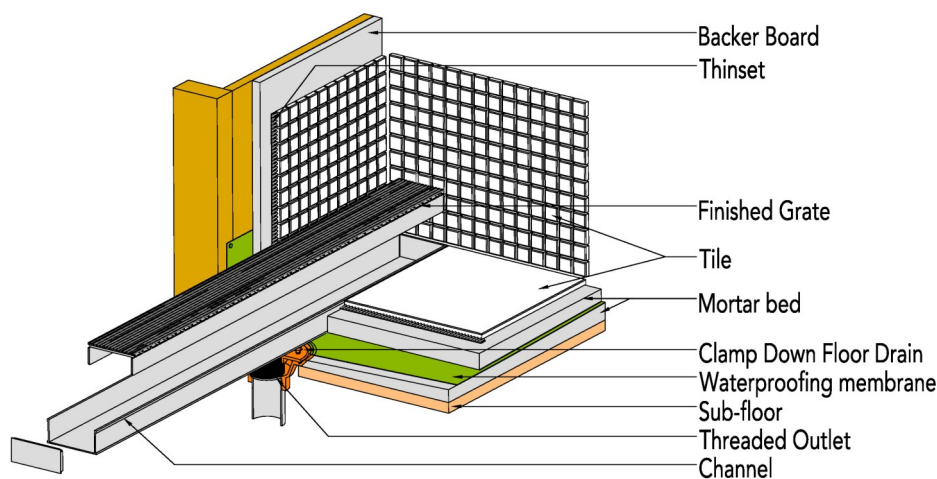
**Flow rate measured at outlet only. Measurement does not account for water in channel or sheeting on shower floor.*

Finishes:

- ___ Satin Stainless
- ___ Polished Stainless



Installation (S) Site Sizable



Complete Kits:

- S-AG 10048 48" Complete Kit
- S-AG 10096 96" Complete Kit

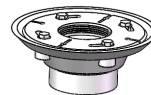
Longer lengths for indoor or outdoor installations.

Components:

- A 10048 48" Stainless Steel Grate
- G 10048 48" PVC Channel
- G 10096 96" PVC Channel
- E 100 PVC Stop End
- S 50 PVC Threaded Outlet

Add Clamp Down Drain:

- CDA 22 Clamp Down Drain ABS
- CDI 22 Clamp Down Drain Cast Iron
- CDP 22 Clamp Down Drain PVC



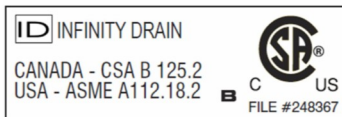
2" clamp down drain not included in kit

Optional Components:

- F 65 PVC Non-Threaded Outlet
- F 100 PVC 4" Non-Treaded Outlet
- GJ 100 PVC Straight Joiner Strip
- GA 100 PVC 90° Angle Joiner
- TNRN-P PVC Threaded Nipple, (extends 2 3/8" to the S 50 PVC Threaded Outlet)
- UCP 2 Universal 2" Clamping Plate
- UCP 4 Universal 4" Clamping Plate
- ERB Eccentric Reducer Bushing 4"x2"

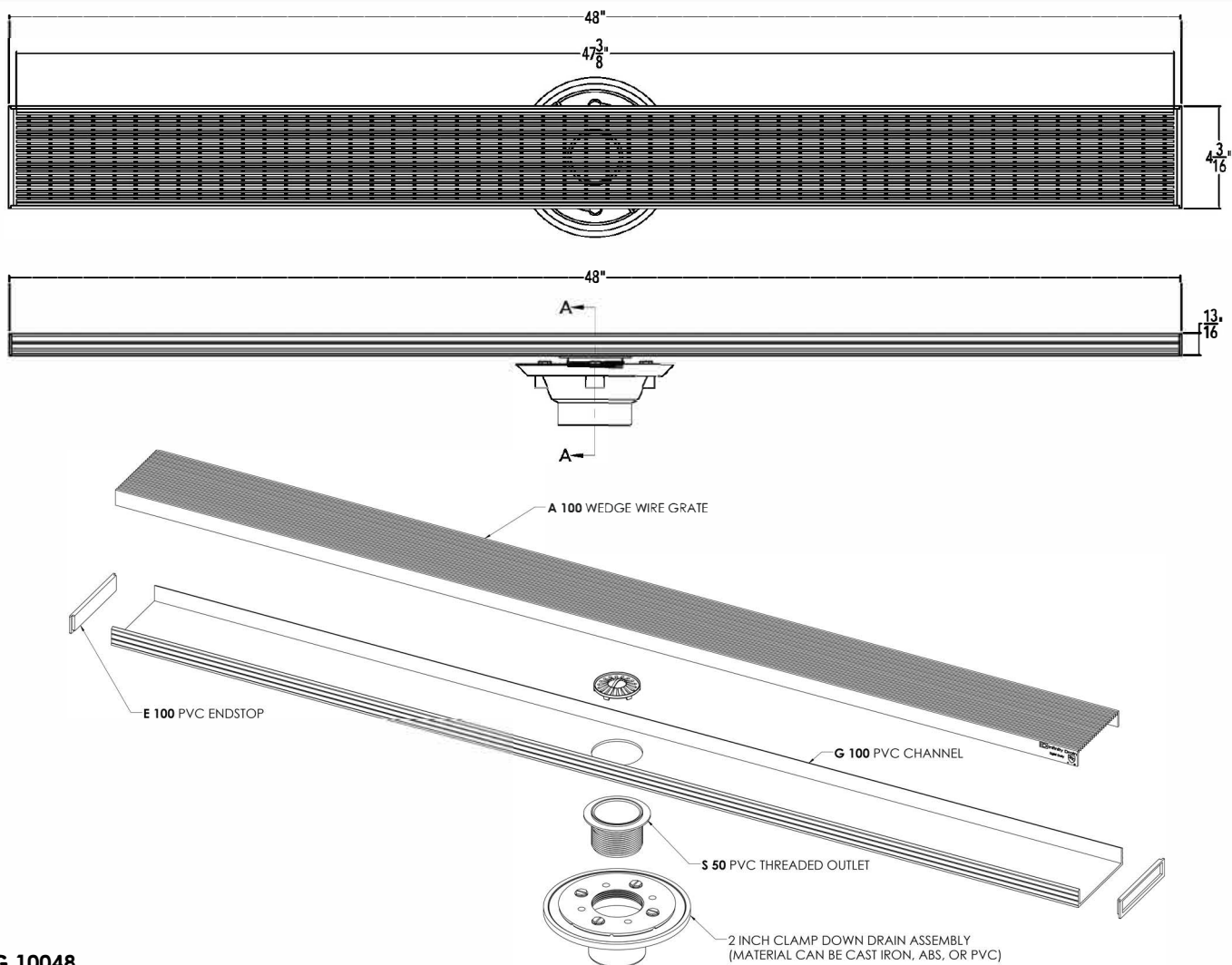
Infinity Drain

145 Dixon Avenue
Amityville, NY 11701
Phone: 516.767.6786
Fax: 516.740.3066
www.InfinityDrain.com



Note: Installer must verify all rough-in dimensions prior to installation and consult local and national codes. Conformity and compliance to local and national codes are the responsibility of the installer.

S-AG 10048 Specifications Infinity Drain



AG 10048

48" Complete Kit Includes:

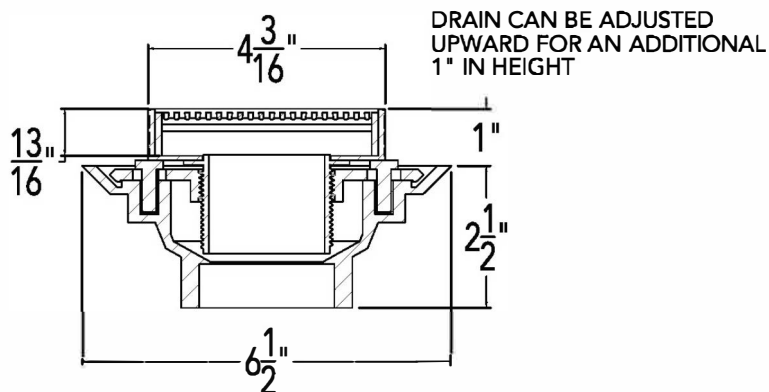
- (47 1/4" l x 4 3/16" w x 13 1/16" h)
- 1 - A 10048 Stainless Steel Grate
- 1 - G 10048 PVC Channel
- 2 - E 100 End Section
- 1 - S50 Treaded Outlet

Add Clamp Down Drain:

- CDA 22 Clamp Down Drain ABS
- CDI 22 Clamp Down Drain Cast Iron
- CDP 22 Clamp Down Drain PVC



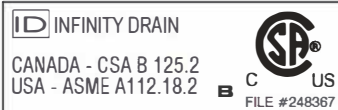
2" clamp down drain not included in kit



SECTION A-A

Infinity Drain

145 Dixon Avenue
Amityville, NY 11701
Phone: 516.767.6786
Fax: 516.740.3066
www.InfinityDrain.com



Note: Installer must verify all rough-in dimensions prior to installation and consult local and national codes. Conformity and compliance to local and national codes are the responsibility of the installer.