











Grate choice:

| | |
|--|---|
|  FFED 25 _____ |  FFDG 65 _____ |
|  FFDG 25 _____ |  FFMN 65 _____ |
|  FFMN 25 _____ |  FFAS 65 _____ |
|  FFAS 25 _____ |  FFAS 125 _____ |
|  FFED 65 _____ |  FFTIF 65 _____ |

Grate finish:

- Satin Stainless** _____
- Polished Stainless** _____
- Oil Rubbed Bronze** _____
- Matte White** _____
- Matte Black** _____

Install options:

- Only check for non-standard**
- FCB with straight nipple** _____
 - FCH with tapered nipple** _____
- Details on page 64 of price book*

RUSH: YES _____ NO _____

Rush applicable to only length and outlet modifications in Satin Stainless and Polished Stainless. Rush charge applied per set-up. Turnaround is 5 business days, plus packaging and shipping.

Job Name: _____ Location: _____

Customer: _____ Purchase Order: _____

Approved by: _____ Date: _____

**Inside channel length is finished wall-to-wall dimension. Grate will be 1/8" shorter for removal. See standard FF specifications for other dimensions.*

